# X3 VRF

## INDOOR UNIT RANGE

| Code | Model | Type of indoor unit |
|---|---|---|
| 398800018 | ADGH22MH | Ducted high static pressure  |
| 398800019 | ADGH28MH | |
| 398800020 | ADGH36MH | |
| 398800021 | ADGH45MH | |
| 398800022 | ADGH56MH | |
| 398800023 | ADGH71MH | |
| 398800024 | ADGH90MH | |
| 398800025 | ADGH112MH | |
| 398800026 | ADGH140MH | |
| 398800027 | ADGH160MH | |
| 398800028 | ADGH224MH | |
| 398800029 | ADGH280MH | |
| 398800061 | SDG18MHWP | Ducted low static pressure  |
| 398800062 | SDG22MHWP | |
| 398800063 | SDG28MHWP | |
| 398800064 | SDG36MHWP | |
| 398800065 | SDG45MHWP | |
| 398800066 | SDG56MHWP | |
| 398800041 | ASG22MH | Compact 8-way cassette  |
| 398800042 | ASG28MH | |
| 398800043 | ASG36MH | |
| 398800044 | ASG45MH | |
| 398800045 | ASG50MH | |
| 398800046 | ASG56MH | |
| ASG140-160GRID | ASG140-160GRID | |
| 398800067 | ASG71MH | 8-way cassette  |
| 398800068 | ASG90MH | |
| 398800069 | ASG112MH | |
| 398800070 | ASG140MH | |
| 398100677 | GRID BIG BOXES | |

| Code | Model | Type of indoor unit |
|---|---|---|
| 398800047 | AWG15MH | High-wall  |
| 398800048 | AWG22MH | |
| 398800049 | AWG28MH | |
| 398800050 | AWG36MH | |
| 398800051 | AWG45MH | |
| 398800052 | AWG50MH | |
| 398800053 | AWG56MH | |
| 398800054 | AWG71MH | |
| 398800055 | FCG28MH | Floor/Ceiling  |
| 398800056 | FCG36MH | |
| 398800057 | FCG50MH | |
| 398800058 | FCG71MH | |
| 398800059 | FCG112MH | |
| 398800060 | FCG140MH | |
| 398800071 | AFG22MH | Console  |
| 398800072 | AFG28MH | |
| 398800073 | AFG36MH | |
| 398800074 | AFG45MH | |
| 398800075 | AFG50MH | |
| 398800076 | CFCG22MH | Conceiled console  |
| 398800077 | CFCG28MH | |
| 398800078 | CFCG36MH | |
| 398800079 | CFCG45MH | |
| 398800080 | CFCG56MH | |
| 398800081 | AHUKIT36 | Interface kit for air handling unit (AHU KIT)*  |
| 398800082 | AHUKIT71 | |
| 398800083 | AHUKIT140 | |
| 398800084 | AHUKIT280 | |
| 398800085 | AHUKIT560 | |

* non usable with X3 VRF HOME

# X3 VRF

## CONTROL SYSTEMS RANGE

| Code | Type of controller | | CASSETTE | DUCTED (WITH HIGH AND LOW STATIC PRESSURE) | CONCEILED CONSOLE | HIGH-WALL | FLOOR/ CEILING | CONSOLE |
|---|---|---|---|---|---|---|---|---|
| 398800087 | Remote controller |  | ● | ○ | ○ | ● | ● | ● |
| 398800086 | Wired controller |  | ○ | ● | ● | ○ | ○ | ○ |
| 398800088 | Hotel wired controller |  | ○ | ○ | ○ | ○ | ○ | ○ |
| 398800089 | Wired controller with weekly timer |  | ○ | ○ | ○ | ○ | ○ | ○ |
| 398800103 | Smart zone controller |  | ○ | ○ | ○ | ○ | ○ | ○ |
| 398800104 | Centralized controller |  | ○ | ○ | ○ | ○ | ○ | ○ |
| 398800108 | G-Cloud (Kit Wi-Fi) |  | ○ | ○ | ○ | ○ | ○ | ○ |
| 398800105 | Gateway MODBUS mini |  | ○ | ○ | ○ | ○ | ○ | ○ |

● STANDARD ○ OPTIONAL

# X3 VRF INDOOR UNITS

## CONSOLE





**REMOTE CONTROLLER**
(Optional)



**WIRED CONTROLLER**
(Optional)



**HOTEL WIRED CONTROLLER**
(Optional)



**WIRED CONTROLLER WT**
(Optional)

### DC Inverter motor

With good speed adjustment performances, the motor's efficiency has improved by 30% compared to a normal motor.

### Multiple-speed fan

The fan can work at multiple speeds to vary the air flow volume according to needs.

### Detachable grille and long-lasting filter

The grille can be detached to facilitate cleaning. Thanks to the long-lasting filer, the cleaning cycle is 20 times longer.

### Protections

Protection against condensate water overflow, anti-freeze protection, fan motor overload protection, protection in case of temperature sensor malfunctions.

FAST Rapid cooling and heating | Quiet mode | Sleep mode | iFeel | Cold air control | Smart defrosting | AUTO Automatic mode | AUTO Automatic swinging | Fixed swinging | Fan speed adjustment | AUTO Automatic fan speed | Turbo Turbo fan speed | Dehumidification mode

Optional centralised controller | Remote control | Optional modbus | Optional access control | Double wired controller | 8 °C 8 °C heating | Memory | Self-diagnosis | On/off timer | Ambient temperature control

# TECHNICAL DATA

| MODEL | | Unit | AFG22MH | AFG28MH | AFG36MH |
|---|---|---|---|---|---|
| Capacity | Cooling | kW | 2.20 | 2.80 | 3.60 |
| | Heating | kW | 2.50 | 3.20 | 4.00 |
| Power supply | | V/Ph/Hz | 220-240 – /1/50<br>208-230 – /1/60 | 220-240 – /1/50<br>208-230 – /1/60 | 220-240 – /1/50<br>208-230 – /1/60 |
| Power input | | W | 15 | 15 | 20 |
| Air flow rate (l/m/h) | | $m^3/h$ | 270/320/400 | 270/320/400 | 310/400/480 |
| Sound pressure level (l/m/h)* | | dB(A) | 27/33/38 | 27/33/38 | 32/37/40 |
| Fan type | | | Tangential/2 | Tangential/2 | Tangential/2 |
| Fan motor type | | | Inverter | Inverter | Inverter |
| Refrigerant type | | | R410A | R410A | R410A |
| GWP of refrigerant | | kg/T.$CO_2$ eq. | 2088 | 2088 | 2088 |
| Piping diameter | Gas pipe | mm (inches) | 9.52 (3/8") | 9.52 (3/8") | 9.52 (3/8") |
| | Liquid pipe | mm (inches) | 6.35 (1/4") | 6.35 (1/4") | 6.35 (1/4") |
| | Type of connection | | Collar | Collar | Collar |
| Condensate drainage pipe | Outdoor diameter | mm | 28 | 28 | 28 |
| Net dimensions | Width | mm | 700 | 700 | 700 |
| | Depth | mm | 215 | 215 | 215 |
| | Height | mm | 600 | 600 | 600 |
| Dimensions with packaging | Width | mm | 788 | 788 | 788 |
| | Depth | mm | 283 | 283 | 283 |
| | Height | mm | 777 | 777 | 777 |
| Net weight | | kg | 16 | 16 | 16 |
| Gross weight | | kg | 19 | 19 | 19 |

The technical data provided refers to the European EN14511 standard.
* Sound pressure level measured in an anechoic chamber at the following conditions: 1 m from the surface of the unit's service cover and 1.5 m from the floor level.

# DIMENSIONAL DRAWINGS

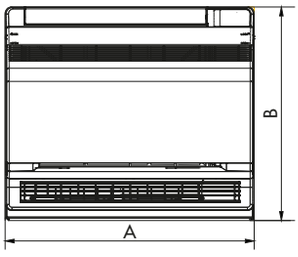


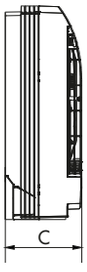


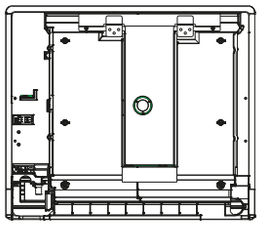

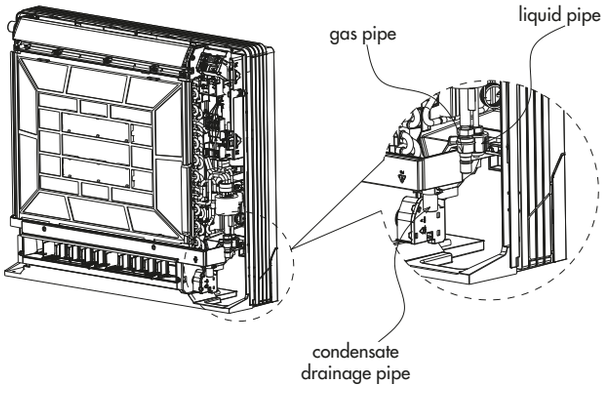


| MODEL | A | B | C |
|---|---|---|---|
| AFG22MH | 700 | 600 | 215 |
| AFG28MH | 700 | 600 | 215 |
| AFG36MH | 700 | 600 | 215 |
| AFG45MH | 700 | 600 | 215 |
| AFG50MH | 700 | 600 | 215 |